



LASER IMAGER
DRYPRO
MODEL 873



DRYPRO
MODEL 873



KONICA MINOLTA, INC.
1 Sakura-machi, Hino-shi, Tokyo 191-8511, Japan
<https://www.konicaminolta.com/global-en/healthcare/>



Distributed by:

RETHINK WHAT'S POSSIBLE

Giving Shape to Ideas

Fastest and smallest in the world

World's fastest drive power^{(*)1}

By adopting a number of new technologies, the first printing time, for which a user has to wait at shooting, has been reduced significantly to about 50 seconds. Also, the compact body, which resembles a small copier, offers the same high performance as the large flagship machine. By processing approximately 180 sheets (mixed sizes) per hour, the unit contributes to the steep rise in the productivity of printing work.

*1: As of August 2008

Fully compatible with five sizes and the world's smallest design^{(*)2}

The unit comes in less imposing compact body with 1150 mm in height and commands only 0.35 m² for an installation area while providing five sizes of printing film ranging from 14"x17" to 8"x10". Since it supports the main film sizes, it is possible to run a life-size printing operation. Also, it can support additional supply units of up to 3 trays. Film size can be selected depending on the purpose.

*2: Footprint as of August 2008



Full options for various purposes

The standard film supply uses two trays but up to three trays can be optionally mounted. An additional optional film supply tray for the DRYPRO 873 (five sizes from 14"x17" to 8"x10") is available, and any combination is possible depending on the purpose.

Design for 30% energy saving

The dry imager involves heat processing in the imaging step. Konica-Minolta is aggressively tackling eco-friendly technology. In the usual printing operation, we managed to achieve a 30% reduction in electricity consumption compared with previous types^{(*)3}, realizing earth-friendly ECO dry.

*3: 8 hours/day, printing of 100 sheets



The mechanism, size, touch..... all friendly for humans

User-friendly quiet design

The excellent design means the unit emits less noise for a user-friendly working environment. The actual noise is tuned to the lower tones with little high-frequency tones, making users feel the unit is quieter than the actual noise level. The overall noise, especially noise during the standby run, has been reduced. Even where the standby run is often used as an imager for the filmless era, it can provide a quiet working environment.



Thoroughly pursued ease of use

To realize user-friendly ease of use, we pursued easy, simple operation to allow users to intuitively grasp the body's condition. Status indicators, such as Film Empty, can be visibly recognized from a distance and the tray selection direct button at film setting have been adopted. Also, ease of operation has been realized like simple film setting with little mechanical operation.



Stable operation without HDD

The hard disk stores system data; however, there is a risk that any damage to the disk will cause the operation of the equipment to halt. With the DRYPRO 873, we changed the system configuration that activates the basic system software from memory and saves the image data to an external PC^{(*)4}. This change made it possible to eliminate the HDD from the body, contributing to stable system operation.

*4: ImagePilot, CS-2/3, ACIES, Printlinks-IN

Not just compact ...

Not just fast ...

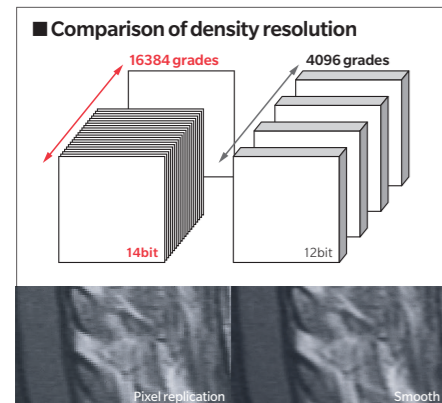
The genuine ease of use and the feeling of safety were the goal.

The appearance represents user friendliness that creates a new dimension.

PERFORMANCE


Provision of high-quality images

The image interpolation processing (pixel replication/function interpolation) has been enhanced, and intensity conversion processing has been adopted, which automatically recognizes images and letters in the images, executes proper processing, and displays smooth images and sharp letters.



Consistent quality finish

The DRYPRO 873 has an automatic density control function that prints constant exposure density patch onto the film, automatically measures the density with the built-in density meter, and controls the finishing density. Furthermore, the automatic calibration at film exchange enables image printing with consistent image quality.



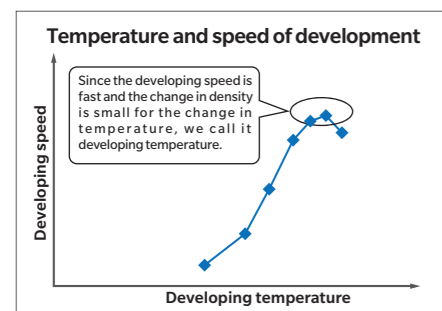
Imaging Film SD-Q/SD-Q2

As for films for CR/modality, the silver ion capacity that is pivotal for image formation on dry films has been greatly boosted and the ingredients of developer have changed to achieve highly sensitive, fast developing. As a result, sharp, stable images are swiftly provided.

One pack of daylight package contains 125 sheets that can be handled under room light.

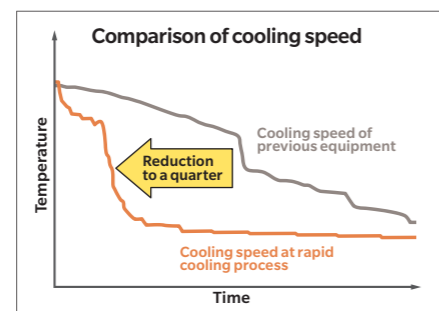


Unparalleled image stability and fast technology! The pursuit of dry image quality has now evolved into a new dimension.



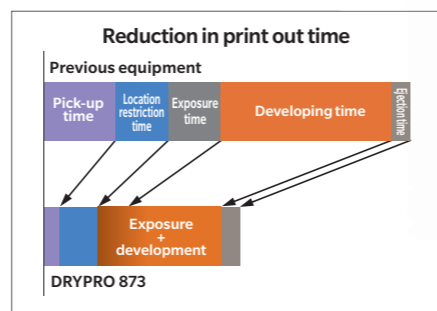
Reasons for fast printing Fast heat developing process

With the DRYPRO 873, the developing process has been fully reviewed to respond to fast and mass volume processing. Pre-heating the film from the early stage of film transfer is to be implemented. In addition to reducing unstable temperature areas when heating films, fast mass volume processing and excellent density stability have been achieved by dividing the heat developing part into five parts and closely controlling the process. Ten sheets of 14"x17"-size film can be printed within four minutes.



It is fast so it is small. Rapid cooling process

To increase the printing speed, in addition to increasing the speed of image formation, a completely new control has been added to the cooling process that comes at the end of printing. To rapidly cool films after image formation, a film temperature history control system that controls both heating and cooling has been adopted. By accurately halting heat development and greatly increasing the cooling speed and time (some quarter) compared with previous equipment, stable quality images can be swiftly obtained even in centralized processing. In addition to the speed, the increased cooling speed has enabled the drastic downsizing of the unit, contributing to the compact body size.



It is small so it is fast. The shortest film pass structure

To realize the compact body and the fast/mass volume processing, the hardware for the DRYPRO 873 has been overhauled. Various approaches to the compact imager, such as adoption of feed roller of film supply unit and adoption of the plate-method heating unit, have contributed to creating the shortest film pass structure. Speed and compactness have been realized.

The first printing time is about 50 seconds.

With the world's fastest dash speed,

this imager can print 10 sheets of 14"x17"-size film within 4 minutes.

The sufficient recording capacity exerts its power for usual modalities as well.

The excellent stability provides high-quality images.

TECHNOLOGY

SPEC. & NETWORK

The network function and substantial specs that take open and flexible imaging environment into account

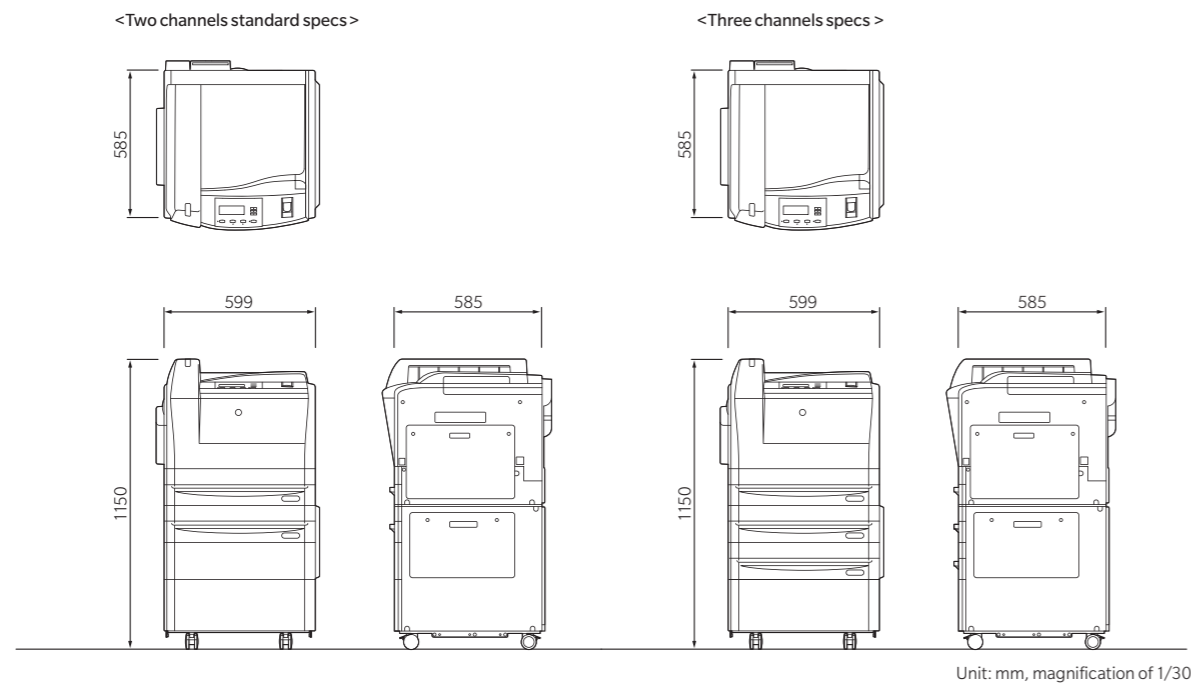
Specifications for the DRYPRO MODEL 873			
Laser source:	semiconductor laser	DICOM Support:	DICOM Print Management Service Class, Presentation LUT Service Class (For details, refer to DICOM conformance statement)
Film size:	Selectable from 14"×17" / 14"×14" / 11"×14" / 10"×12" / 8"×10"	Supply:	Two channels standard, maximum of three channels (option)
Films to be used:	dry image recording films, SD-Q/SD-Q2	Standby function:	Transfers to energy-saving mode after pre-set time for non-printing Boot time from the energy-saving mode is less than three minutes.
Image format:	1,2,4,6,8,9,12,15,16,20,24,25,30,35,36,42,48,54,56,60,63,64	Border processing:	Black / white
Input port:	maximum 16 ports	Image trimming frame:	Possible
Matrix (14×17):	REGIUS connection: 8079 × 9725 pixels (at 43.75 μm) Connection other than the REGIUS: 7730 × 9260 pixels (at 43.75 μm)	Density correction function:	Built in the body
Matrix size:	78.6 μm / 43.75 μm	Negative/Positive:	Available
Image data input:	8-bit, 12-bit	Noise level:	Less than 53 db when printing / less than 46 db in standby
Output grades:	16384 grades (14-bit)	Footprint:	0.35 m ²
Image mode:	Pixel replication/function interpolation (with intensity conversion process function)	Operation conditions:	15°C to 30°C (59F to 86F), 30% to 70% RH (no condensation)
Processing capacity:	180 sheets/hour (mixed sizes/at ordinary modality)	Power:	CE : AC 220 – 240 V±10% ; 50/60 Hz ±1Hz 6A
Input interface:	Ethernet 1000base-T	Dimension:	H1150 × W599 × D585 mm Weight: approx. 152 kg (335lb)

Options for the DRYPRO MODEL 873

873 additional supply tray

- The supply unit for the third additional tray compatible with five sizes (14"×17"/14"×14"/11"×14"/10"×12"/8"×10").

Outer sizes

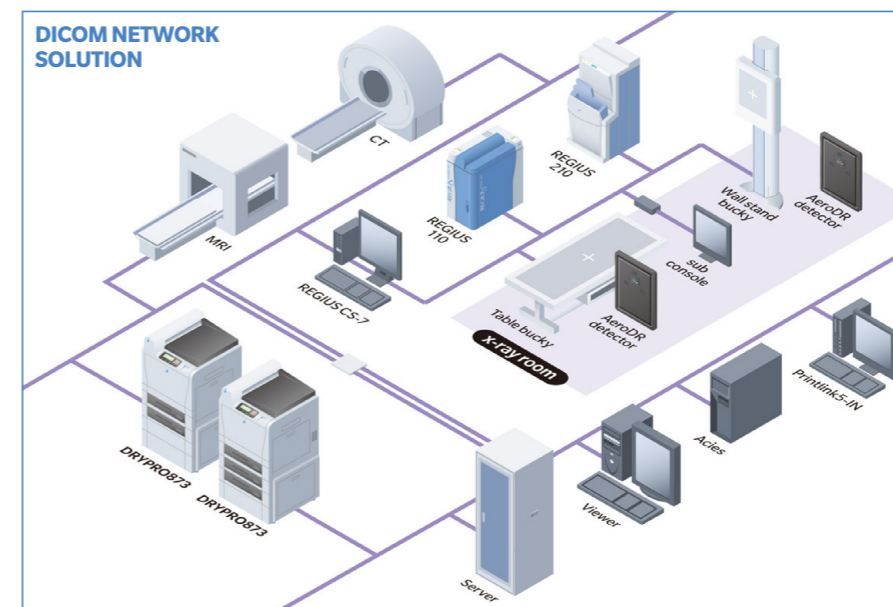


* The specs above are subject to change without prior notice for performance improvement.

Imager Network-Building Support by Printlink

Printlink 5-IN enables network printing from DICOM modalities.

By employing a variety of different functions, the network can be expanded to include storage that transmit images to an image server or viewer, extraction of patient information from image data by the automatic character recognition function, enlarged printing of the identified patient's name and ID number in the film margin, and MWM compatibility.



Storing and Handling Dry Film

Storage and handling conditions for SD-Q2 dry film

Medical Imaging Film SD-Q2 is a dry film requiring no wet processing. As explained below, it should be stored and handled with care.

1. Storage and handling of unexposed film

- As with other types of film, unexposed dry film should be stored in a cool, dry and dark place (Recommended temperature: 10~25°C) in the original packaging and protected from all types of radiation.
- To prevent condensation, bring the product to room temperature before use.

2. Storage and handling of processed film

- Thermally processed film may be affected by high temperatures and strong light, even after processing. To protect images on the film, the film should be stored in a cool, dry and dark place. For long-term storage, film can be inserted into the original packaging or other protective envelopes and stored at 25°C or below. Storage at high temperatures may result in increased density and discoloration.
- Density variations and discoloration may result if the film is stored at temperatures of 40°C or above. The film should not be left in a closed car in hot daylight conditions, and should not be viewed with overhead slide projectors and other heat-emitting devices.

Since film may be affected by direct light as well as high temperatures, the film should not be exposed to direct sunlight or left mounted on the viewing box for extended periods of time.

Dry film should not be cleaned with alcohol, cleaning agents and water that may cause density blotching and other defects.

And the film should not be handled with wet hands.

Please note that the films may stick to each other if stored in a highly humid environment.

